









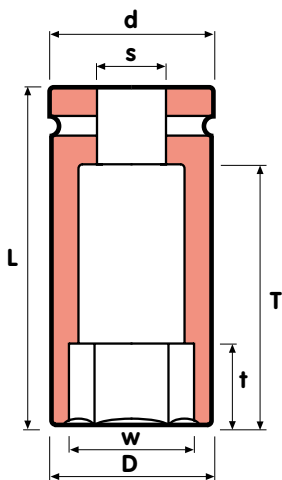
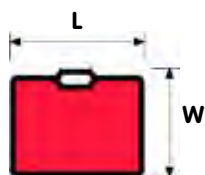




	Symboler	Symbols	Symbole	
		Invändig fyrkant	Female square	Innen-Vierkant
		Utvändig fyrkant	Male square	Aussen-Vierkant
		Invändig sexkant	Female hexagon	Innen-Sechskant
		Utvändig sex kant	Male hexagon	Aussen-Sechskant
	 	Nyckelvidd	A/F size	Schlüsselweite
		Kullagermutter	Ball bearing nut	Kugellagermutter
		Gänga	Thread	Gewinde
		Invändig spline	Female spline	Innen-Spline
		Vikt	Weight	Gewicht

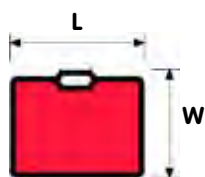
	Drivändekod	Drive end code	Antriebskode
1/4"	0	0	0
3/8"	1	1	1
1/2"	4	4	4
5/8"	8	8	8
3/4"	2	2	2
1"	9	9	9
1 1/4"	3	3	3
1 1/2"	5	5	5
2 1/2"	6	6	6
3 1/2"	12	12	12
No. 5 Spline	7	7	7



	d	Diameter drivände	d	Diameter at drive end	d	Durchmesser, Antriebsseite
	s	Drivanslutning	s	Drive connection	s	Antrieb
	T	Frigångsdjup	T	Bolt clearance depth	T	Eintauchtiefe Bolzen
	t	Nyckeldjup	t	Depth of wrench opening	t	Eintauchtiefe
	L	Längd	L	Overall length	L	Länge
	w	Nyckelöppning	w	Wrench opening A/F	w	Schlüsselweite
	D	Diameter nyckelände	D	Diameter at wrench end	D	Durchmesser, Schlüsselseite

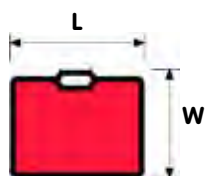






	Part No	L mm	W mm	H mm	 kg
	PSS441	275	225	65	2,64
	Innehåll / Content / Inhalt				
	4-10	4-14	4-18	4-24	
	4-11	4-15	4-19=3/4	4-27=1 1/16	
	4-12	4-16	4-21	4-30=1 3/16	
	4-13	4-17	4-22	EB44-5	



	Part No	L mm	W mm	H mm	 kg
	PSS441UK	275	225	65	2,64
	Innehåll / Content / Inhalt				
	4-10	4-14	4-18	4-24	
	4-11	4-15	4-19=3/4	4-27=1 1/16	
	4-12	4-16	4-21	4-30=1 3/16	
	4-13	4-17	4-22	EB44-5	
	UK44				

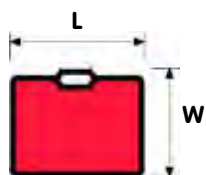




	Part No	L mm	W mm	H mm	 kg
	LPSS441	275	225	65	2,64
	Innehåll / Content / Inhalt				
	4-10L	4-14L	4-17L	4-21L	
	4-13L	4-15L	4-19L	4-24L	
	EB44-5				

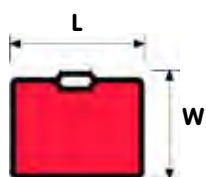
Tabellerna ovan visar artiklar ur Momentos standardsortiment. Momento tillverkar också specialverktyg för enskilda kunders unika behov.



The tables above show products from Momento's standard range. Momento also manufacture special tools to meet individual customers' requirements.

Die Tabellen oben zeigen Produkte aus dem Standardprogramm von Momento. Momento bietet auch Sonderherstellung an.



 Part No	L mm	W mm	H mm	 kg
TPSS441	275	225	65	2,49
Innehåll / Content / Inhalt				
T4-8	T4-13	T4-18	T4-23	
T4-9	T4-14	T4-19=3/4	T4-24	
T4-10	T4-15	T4-20	T4-27=1 1/16	
T4-11	T4-16	T4-21	T4-30=1 3/16	
T4-12	T4-17	T4-22	EB44-5	



 Part No	L mm	W mm	H mm	 kg
LTPSS441	275	225	65	2,64
Innehåll / Content / Inhalt				
T4-10L	T4-14L	T4-17L	T4-21L	
T4-13L	T4-15L	T4-19L	T4-24L	
EB44-5				

Tunnväggiga krafthylsor har små ytterdiametrar liknande förkromade standardhylsor.

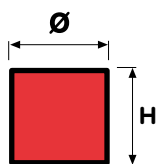
De tål därför inte lika stora påfrestningar som normala krafthylsor och bör bara användas när utrymmet är begränsat.

Thin wall power sockets have small outside diameters like hand tool sockets.

They cannot be expected to stand up to the same high loads as normal impact sockets and should only be used when limited clearance is a factor.

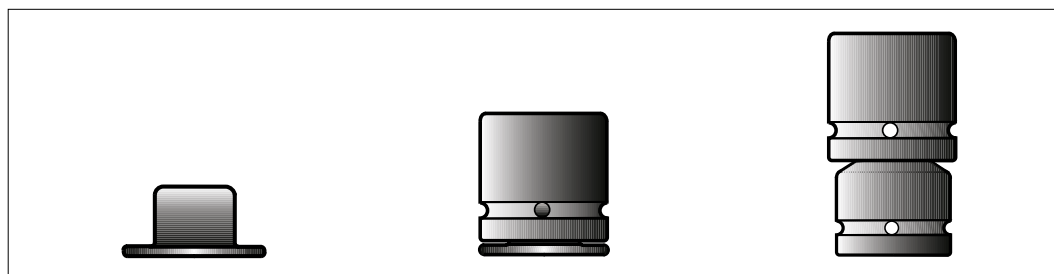
Dünnwandige Kraftsteckschlüsseleinsätze haben kleine Aussendurchmesser ähnlich verchromten Standardsteckschlüsseln.

Es kann nicht erwartet werden, dass sie die gleiche hohe Belastung wie normale Kraftsteckschlüssel aushalten. Sie sollten nur bei Platzmangel eingesetzt werden.



Part No	Ø mm	H mm	kg
IPAS:1	63	61	0,31
Innehåll / Content / Inhalt			
IPA14	IPA42	IPA29	

Part No	Ø mm	H mm	kg
IPAS:2	63	61	0,17
Innehåll / Content / Inhalt			
IPA01	IPA14	IPA42	



Med Momentos kompakta insatsövergångar till mindre fyrkant reduceras bygg-höjden till ett minimum.

Momentos insatsövergångar är särskilt lämpade för krafthylsor. De är starkare eftersom de har hel botten i stället för ett genomgående fyrkantshål.

Övergången hålls kvar i hylsan med hjälp av en magnet.

With Momento's compact insert adapters to a smaller drive square the overall height is reduced to an absolute minimum.

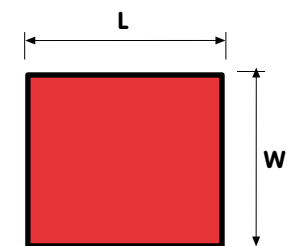
Momento's insert adapters are specially designed for use with impact sockets. Having the normal female square of a power adapter they are stronger than open insert adapters with a square through hole.

The insert adapter sticks to the socket by means of a magnet.

Momento Einsatzreduzierstücke sind kompakt. Sie reduzieren die Aufbauhöhe auf ein Minimum.

Momento Einsatzreduzierstücke sind für Kraftschrauber konstruiert. Sie sind stärker, weil der Innenvierkant einen Boden statt ein durchgehendes Vierkantloch hat.

Ein Magnet hält das Reduzierstück am Kraftsteckschlüssel-einsatz.

**Momenthylssatser**
**Torque socket sets**
**Drehmoment-Steckschlüssel-Sätze**


Part No	L mm	W mm	H mm	kg
TSS44:5	280	230	40	2,02
Innehåll / Content / Inhalt				
4-17-110NMC			4-19-140NMC	
4-19-90NMC			4-21-110NMC	
4-19-110NMC				



Part No	L mm	W mm	H mm	kg
TSS44:6	280	230	40	2,34
Innehåll / Content / Inhalt				
4-17-110NMC			4-19-110NMC	
4-17-120NMC			4-19-140NMC	
4-19-90NMC			4-21-110NMC	

**Krafthylssatser**
**Impact sockets sets**
**Kraftsteckschlüssel-Sätze**


Part No	L mm	W mm	H mm	kg
LDS:1	95	95	45	0,86
Innehåll / Content / Inhalt				
4-17LD		4-19LD		4-21LD



Part No	L mm	W mm	H mm	kg
LDSRP:1	95	95	45	0,86
Innehåll / Content / Inhalt				
4-17LDRP		4-19LDRP		4-21LDRP



	Part No	L mm	W mm	H mm	 kg
	IPSS441	95	95	45	0,86
	Innehåll / Content / Inhalt				
	H4-7/16	7/16-5	7/16-10	7/16-1/4	
		7/16-6	7/16-12	7/16-3/8	
		7/16-8	7/16-14	7/16-1/2	

3/4" □



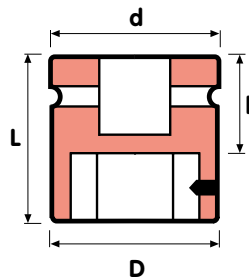
	Part No	L mm	W mm	H mm	 kg
	PSS221	385	345	95	9,50
	Innehåll / Content / Inhalt				
	2-19=3/4	2-26	2-32	2-46=1 13/16	
	2-21	2-27=1 1/16	2-33	EB22-7	
	2-22	2-28	2-36		
	2-23	2-29	2-38=1 1/2		
	2-24	2-30=1 3/16	2-41		






## Hållare

## Holders

## Halter

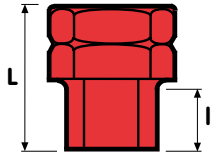




		Part No	D mm	d mm	L mm	l mm	 kg
3/8	1/4	H1-1/4	15	19	34	20,5	0,05
3/8	7/16	H1-7/16	22,6	22,6	34	22	0,08
1/2	7/16	H4-7/16	22,6	25	38	26	0,10
1/2	7/8	H4-7/8	38	30	50	30	0,29
5/8	7/8	H8-7/8	38	35	55	35	0,33
3/4	7/8	H2-7/8	44	44	55	35	0,46
1	7/8	H9-7/8	48	54	60	40	0,70
1	1 1/4	H9-1 1/4	63	54	75	45	1,20
1 1/2	1 1/4	H5-1 1/4	68	84	88	58	2,33
1 1/2	1 3/4	H5-1 3/4	84	84	110	70	3,24

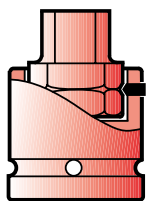
## Insatsmejslar

## Insert bits

## Einsatzklingen

7/16" 

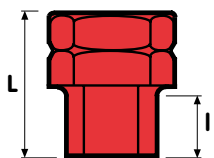
	Part No	L mm	l mm	 kg
5	7/16-5	28	6	0,02
6	7/16-6	28	7	0,02
8	7/16-8	28	8	0,02
10	7/16-10	28	12	0,02
12	7/16-12	28	13	0,03
14	7/16-14	28	13	0,03
17	7/16-17	28	13	0,04
1/4	7/16-1/4	28	7	0,02
5/16	7/16-5/16	28	8	0,02
3/8	7/16-3/8	28	12	0,02
7/16	7/16-7/16	28	12	0,02
1/2	7/16-1/2	28	13	0,03
9/16	7/16-9/16	28	13	0,03



Insatsmejslarna låses med en spetsig skruv mot ett v-format spår i insatsmejselns hörn. Vid behov kan skruven säkras ytterligare med gänglåsningsmedel.

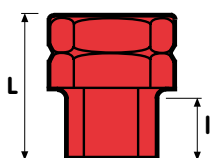
The insert bit is secured by means of a pointed screw against a v-shaped groove in the corners of the insert bit. If necessary the screw can be further secured by a tread-locking material.

Die Einsatzklinge wird durch eine Spitzschraube in einer V-förmigen Nut im Eckbereich der Klinge gesichert. Wenn erforderlich, kann die Schraube mit einem Klebstoff weiter gesichert werden.

**Insatsmejslar**
**Insert bits**
**Einsatzklingen**
**7/8" **

**Part No**
**L  
mm**
**l  
mm**
 **kg**

10	7/8-10	44	10	0,10
12	7/8-12	44	13	0,11
14	7/8-14	44	14	0,11
16	7/8-16	44	16	0,12
17	7/8-17	44	16	0,12
18	7/8-18	44	18	0,13
19	7/8-19	44	18	0,13
20	7/8-20	44	18	0,14
22	7/8-22	44	18	0,15
24	7/8-24	44	19	0,16

3/8	7/8-3/8	44	10	0,10
1/2	7/8-1/2	44	13	0,11
9/16	7/8-9/16	44	14	0,11
5/8	7/8-5/8	44	16	0,12
11/16	7/8-11/16	44	16	0,12
3/4	7/8-3/4	44	18	0,13
13/16	7/8-13/16	44	18	0,14
7/8	7/8-7/8	44	18	0,15
1	7/8-1	44	19	0,17

**1 1/4" **

**Part No**
**L  
mm**
**l  
mm**
 **kg**

19	1 1/4-19	60	22	0,30
22	1 1/4-22	60	22	0,32
24	1 1/4-24	60	22	0,34
27	1 1/4-27	60	22	0,36
30	1 1/4-30	60	28	0,38
32	1 1/4-32	65	30	0,41
33	1 1/4-33	65	30	0,42
36	1 1/4-36	65	30	0,50


1	1 1/4-1	60	22	0,34
1 1/16	1 1/4-1 1/16	60	22	0,36
1 1/8	1 1/4-1 1/8	60	28	0,37
1 3/16	1 1/4-1 3/16	60	25	0,39
1 1/4	1 1/4-1 1/4	65	30	0,41
1 5/16	1 1/4-1 5/16	60	25	0,43

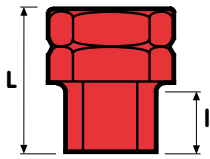


Insatsmejslar

Insert bits

Einsatzklingen

1 3/4" 



Part No

L mm I mm  kg

36	1 3/4-36	80	38	0,90
41	1 3/4-41	80	38	0,64
46	1 3/4-46	85	40	1,17
50	1 3/4-50	85	40	1,36

1 3/8	1 3/4-1 3/8	80	30	0,47
1 1/2	1 3/4-1 1/2	80	38	0,94
1 5/8	1 3/4-1 5/8	80	38	0,98
1 3/4	1 3/4-1 3/4	80	38	1,06
1 7/8	1 3/4-1 7/8	85	40	0,90
2	1 3/4-2	90	45	1,40

1/2" 



Part No

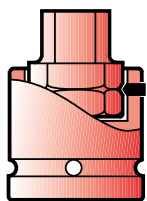
L mm W mm H mm  kg

IPSS441

170 150 35 0,41

Innehåll / Content / Inhalt

H4-7/16	7/16-5	7/16-10	7/16-1/4
	7/16-6	7/16-12	7/16-3/8
	7/16-8	7/16-14	7/16-1/2



Insatsmejslarna låses med en spetsig skruv mot ett v-format spår i insatsmejselns hörn. Vid behov kan skruven säkras ytterligare med gänglåsningsmedel.

The insert bit is secured by means of a pointed screw against a v-shaped groove in the corners of the insert bit. If necessary the screw can be further secured by a thread-locking material.

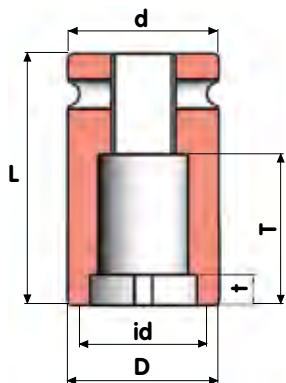
Die Einsatzklinge wird durch eine Spitzschraube in einer V-förmigen Nut im Eckbereich der Klinge gesichert. Wenn erforderlich, kann die Schraube mit einem Klebstoff weiter gesichert werden.

**Hylsor för kullagermuttrar**
**Sockets for axial nuts**
**Kraftsteckschlüssel für Wellenmuttern**
**3/8" □**

**Part No**
**D  
mm**
**d  
mm**
**id  
mm**
**L  
mm**
**t  
mm**
**T  
mm**
**kg**
**Spår  
Slots  
Nuten**

KM0	1-KM0	22	22	18,1	57	5	44	0,11	4
KM1	1-KM1	28	22	22,2	57	5	44	0,11	4

**1/2" □**

**Part No**
**D  
mm**
**d  
mm**
**id  
mm**
**L  
mm**
**t  
mm**
**T  
mm**
**kg**
**Spår  
Slots  
Nuten**


KM2	4-KM2	33	30	25,2	82	6	61	0,27	4
KM3	4-KM3	36	30	28,2	82	6	61	0,24	4
KM4	4-KM4	38	32	32,2	82	9	58	0,28	4
KM5	4-KM5	46	39	38,2	82	9	58	0,38	4
KM6	4-KM6	53	45	45,2	82	9	58	0,42	4
KM7	4-KM7	60	49	52,2	82	9	58	0,47	4
KM8	4-KM8	68	59	58,3	82	9	58	0,61	4

**3/4" □**

**Part No**
**D  
mm**
**d  
mm**
**id  
mm**
**L  
mm**
**t  
mm**
**T  
mm**
**kg**
**Spår  
Slots  
Nuten**

KM9	2-KM9	73,5	44	65,4	90	13,5	62	0,80	4
KM10	2-KM10	78,5	44	70,4	90	13,5	62	0,90	4
KM11	2-KM11	83,5	44	75,4	90	13,5	62	0,90	4
KM12	2-KM12	88,5	44	80,4	90	13,5	60	1,04	4
KM13	2-KM13	94	44	85,4	90	13,5	60	1,12	4

**1" □**

**Part No**
**D  
mm**
**d  
mm**
**id  
mm**
**L  
mm**
**t  
mm**
**T  
mm**
**kg**
**Spår  
Slots  
Nuten**


KM14	9-KM14	103	76	92,5	110	12	74	2,13	4
KM15	9-KM15	109	76	98,5	110	13	74	2,24	4
KM16	9-KM16	116	76	105,6	110	15	74	2,35	4
KM17	9-KM17	121	76	110,6	110	16	74	2,50	4
KM18	9-KM18	131	76	120,6	110	16	74	2,72	4
KM19	9-KM19	137	76	125,6	110	17	74	3,01	4
KM20	9-KM20	143	76	130,6	110	18	74	3,24	4



Dessa hylsor för kullagermuttrar ersätter haknycklar och gör det möjligt att använda mutterdragare eller momentnyckel.

These sockets for axial nuts replace hook spanners making the use of power tools or torque wrenches possible.

Steckschlüssel für Wellenmuttern ersetzen Haken-schlüssel und ermöglichen den Einsatz von Schraubern oder Drehmomentschlüsseln.

3/8" □



Part No

D  
mm

d  
mm

id  
mm

L  
mm

t  
mm

T  
mm

kg

Spår  
Slots  
Nuten

GU0	1-GU0	22	22	18,1	57	8	44	0,10	4
GU1	1-GU1	26	22	21,2	57	8	44	0,11	4

1/2" □



Part No

D  
mm

d  
mm

id  
mm

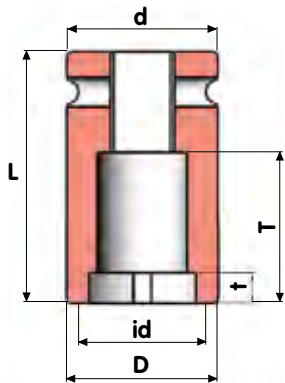
L  
mm

t  
mm

T  
mm

kg

Spår  
Slots  
Nuten



GU2	4-GU2	30	30	24,2	82	10	61	0,24	4
GU3	4-GU3	34	30	28,2	82	10	61	0,24	4
GU4	4-GU4	38	30	32,2	82	15	58	0,28	4
GU5	4-GU5	46	30	38,2	82	15	58	0,38	4
GU6	4-GU6	52	30	44,2	82	15	58	0,42	4
GU7	4-GU7	59	30	50,2	82	15	58	0,45	4
GU8	4-GU8	66	30	56,3	82	15	58	0,61	4

3/4" □



Part No

D  
mm

d  
mm

id  
mm

L  
mm

t  
mm

T  
mm

kg

Spår  
Slots  
Nuten

GU9	2-GU9	71	60	62,4	90	18	62	0,80	4
GU10	2-GU10	77	65	68,4	90	18	62	0,87	4
GU11	2-GU11	84	70	75,4	90	18	62	0,92	6
GU12	2-GU12	89	75	80,4	90	18	60	1,00	6
GU13	2-GU13	94	80	85,4	90	18	60	1,09	6

1" □



Part No

D  
mm

d  
mm

id  
mm

L  
mm

t  
mm

T  
mm

kg

Spår  
Slots  
Nuten



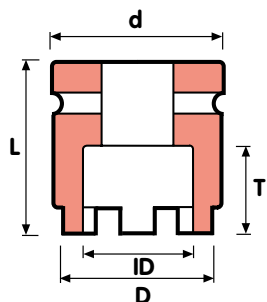
GU14	9-GU14	103	76	92,5	110	22	74	2,20	6
GU15	9-GU15	109	76	98,5	110	22	74	2,30	6
GU16	9-GU16	116	76	105,6	110	22	74	2,45	8
GU17	9-GU17	121	76	110,6	110	22	72	2,60	8
GU18	9-GU18	131	76	120,6	110	22	72	2,90	8
GU19	9-GU19	137	76	125,6	110	22	72	3,05	8
GU20	9-GU20	143	76	130,6	110	22	70	3,30	8



Dessa hylsor för kullagermuttrar ersätter haknycklar och gör det möjligt att använda mutterdragare eller momentnyckel.

These sockets for axial nuts replace hook spanners making the use of power tools or torque wrenches possible.

Steckschlüssel für Wellenmuttern ersetzen Haken-schlüssel und ermöglichen den Einsatz von Schraubern oder Drehmomentschlüsseln.

**Hylsor för kronmuttrar**
**Castellated sockets**
**Kraftsteckschlüssel für Kronmuttern**
**1" □**


	<b>Part No</b>	<b>D</b> mm	<b>d</b> mm	<b>L</b> mm	<b>t</b> mm	<b>T</b> mm	<b>kg</b>
1 1/2	9-C1 1/2	59,5	36	54	65	35	0,80
1 3/4	9-C1 3/4	69,5	42	54	65	35	1,00
2	9-C2	79	48	62	65	35	1,35
2 1/4	9-C2 1/4	89	58	62	65	35	1,50
2 1/2	9-C2 1/2	99	64,5	62	65	35	1,70
2 3/4	9-C2 3/4	108	71	76	71	40	2,40
3	9-C3	121	77	76	77	46	3,20
3 1/2	9-C3 1/2	140	90	76	91	60	4,80
4	9-C4	159	103	76	91	60	5,60
4 1/2	9-C4 1/2	178	116	76	102	70	8,70

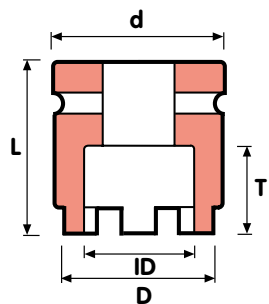
**1 1/2" □**

	<b>Part No</b>	<b>D</b> mm	<b>d</b> mm	<b>L</b> mm	<b>t</b> mm	<b>T</b> mm	<b>kg</b>
1 1/2	5-C1 1/2	59,5	36	84	80	39	2,00
1 3/4	5-C1 3/4	69,5	42	84	80	39	2,20
2	5-C2	79	48	84	80	39	2,30
2 1/4	5-C2 1/4	89	58	86	80	35	2,30
2 1/2	5-C2 1/2	99	64,5	86	80	35	2,50
2 3/4	5-C2 3/4	108	71	86	83	38	3,00
3	5-C3	121	77	86	88	43	3,90
3 1/2	5-C3 1/2	140	90	102	100	55	6,20
4	5-C4	159	103	102	100	55	7,40
4 1/2	5-C4 1/2	178	116	102	108	63	9,40
5	5-C5	194	128	102	108	63	10,50
5 1/2	5-C5 1/2	221	141	102	110	65	13,60

**2 1/2" □**


	<b>Part No</b>	<b>D</b> mm	<b>d</b> mm	<b>L</b> mm	<b>t</b> mm	<b>T</b> mm	<b>kg</b>
2	6-C2	79	48	137	90	38	6,20
2 1/4	6-C2 1/4	89	58	137	98	38	6,30
2 1/2	6-C2 1/2	99	64,5	137	98	38	6,50
2 3/4	6-C2 3/4	108	71	137	98	38	6,60
3	6-C3	121	77	137	100	40	6,90
3 1/2	6-C3 1/2	140	90	137	105	45	7,18
4	6-C4	159	103	137	115	55	8,90
4 1/2	6-C4 1/2	178	116	160	120	60	12,80
5	6-C5	194	128	160	130	70	14,70
5 1/2	6-C5 1/2	221	141	160	135	75	18,30
6	6-C6	235	154	160	140	70	22,10
6 1/2	6-C6 1/2	252	167	160	145	75	25,40
7	6-C7	270	181	160	150	80	29,30

3 1/2" □



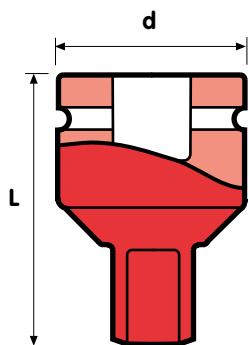
	Part No	D mm	d mm	L mm	t mm	T mm	kg
3 1/2	12-C3 1/2	140	90	195	145	60	20,20
4	12-C4	159	103	195	145	60	20,40
4 1/2	12-C4 1/2	178	116	195	150	65	20,90
5	12-C5	194	128	195	150	65	20,70
5 1/2	12-C5 1/2	221	141	195	175	65	28,10
6	12-C6	235	154	195	180	70	30,30
6 1/2	12-C6 1/2	252	167	195	185	75	34,10
7	12-C7	270	181	195	190	80	38,30




Övergångar

Adapters

Reduzierstücke



□	■	Part No	Model	d mm	L mm	kg
1/4	3/8	PA01	A	13	28	0,02
3/8	1/4	PA10	A	22	31	0,04
3/8	1/2	PA14	A	22	35	0,06
1/2	3/8	PA41	A	25	35	0,06
1/2	5/8	PA48	A	29	43	0,13
1/2	3/4	PA42	B	29	43	0,13
5/8	1/2	PA84	A	35	49	0,18
5/8	3/4	PA82	B	35	54	0,23
3/4	1/2	PA24	A	44	52	0,29
3/4	5/8	PA28	A	44	52	0,30
3/4	1	PA29	B	44	60	0,40
1	3/4	PA92	B	54	67	0,53
1	1 1/4	PA93	B	64	82	1,12
1	1 1/2	PA95	B	64	85	1,26
1 1/4	1	PA39	B	64	84	1,77
1 1/4	1 1/2	PA35	B	74	95	1,77
1 1/2	1	PA59	B	84	88	1,75
1 1/2	1 1/4	PA53	B	84	88	1,76
1 1/2	2 1/2	PA56	B	102	120	5,00
2 1/2	1 1/2	PA65	B	137	125	6,25



Var försiktig vid övergång till mindre fyrkant. Då mutterdragaren kan ge ett för högt vridmoment för den mindre tappen, lämnas ingen garanti.

Den utvändiga fyrkanten på Momentos 1/4", 3/8", 1/2" och 5/8" övergångar har låsning med fjädrande stift. Alla större utvändiga fyrkanter har genomgående hål för låspinne.

Be careful when adapting to a smaller drive. As the power input may be too high for the smaller drive square, there is no guarantee when adapting down.

The standard external square of Momento's 1/4", 3/8", 1/2" and 5/8" adapters has a plunger retainer. All larger external squares have a through pinhole.

Seien Sie vorsichtig beim Übergang zu kleinen Antriebsvierkanten. Da das Drehmoment für den kleinen Vierkant zu hoch sein kann, kann keine Garantie übernommen werden.

Die Aussenvierkante der Momento Reduzierstücke 1/4", 3/8", 1/2" und 5/8" sind mit federndem Stift versehen. Alle grösseren Aussenvierkante haben ein durchgehendes Stiftloch.

Spline övergångar

Spline drive adapters

Spline drive Reduzierstücke

No. 5 Spline



Part No

d  
mm

L  
mm

kg

1 5/8

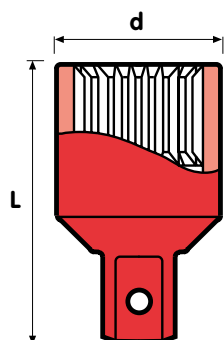
1

PA79

60

89

0,85



Övergångar för användning av standardhylsor

Adapters enabling the use of standard impact sockets

Übergangsstücke ermöglichen den Einsatz normaler Kraftsteckschlüssel



Part No

d  
mm

L  
mm

kg

1

1

PA99E

34

125

0,66

1

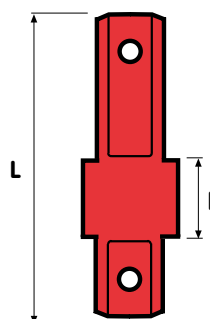
3/4

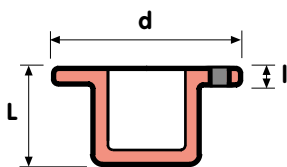
PA92E




34

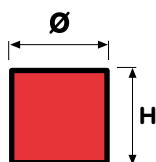
120


0,57




**Övergångar**
**Adapters**
**Reduzierstücke**


		Part No	d mm	L mm	l mm	 kg
1/4	3/8	IPA01	22	14	3	0,02
3/8	1/2	IPA14	30	18	4	0,03
1/2	3/4	IPA42	44	28	5	0,11
3/4	1	IPA29	54	33	5	0,16
1	1 1/2	IPA95	84	45	6	0,53
1 1/2	2 1/2	IPA56	137	65	10	2,35

**Insatsövergångsater**
**Insert adapter sets**
**Einsatzreduzierstück-Sätze**


Part No	Ø mm	H mm	 kg
IPAS:1	63	61	0,31
Innehåll / Content / Inhalt			
IPA14	IPA42	IPA29	

Part No	Ø mm	H mm	 kg
IPAS:2	63	61	0,17
Innehåll / Content / Inhalt			
IPA01	IPA14	IPA42	

Med Momentos kompakta insatsövergångar till mindre fyrkant reduceras bygghöjden till ett minimum.

Momentos insatsövergångar är särskilt lämpade för krafthylsor. De är starkare eftersom de har hel botten i stället för ett genomgående fyrkantshål.

Övergången hålls kvar i hylsan med hjälp av en magnet.

With Momento's compact insert adapters to a smaller drive square the overall height is reduced to an absolute minimum.

Momento's insert adapters are specially designed for use with impact sockets. Having the normal female square of a power adapter they are stronger than open insert adapters with a square through hole.

The insert adapter sticks to the socket by means of a magnet.

Momento Einsatzreduzierstücke sind kompakt. Sie reduzieren die Aufbauhöhe auf ein Minimum.

Momento Einsatzreduzierstücke sind für Krafthylsen konstruiert. Sie sind stärker, weil der Innenvierkant einen Boden statt ein durchgehendes Vierkantloch hat.


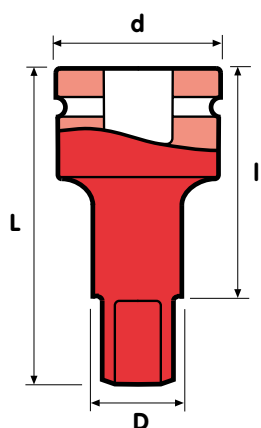
Ein Magnet hält das Reduzierstück am Kraftsteckschlüsseinsatz.



## Förlängningar

## Extensions

## Verlängerungen

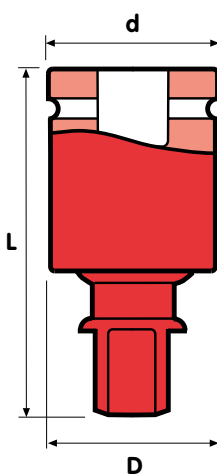
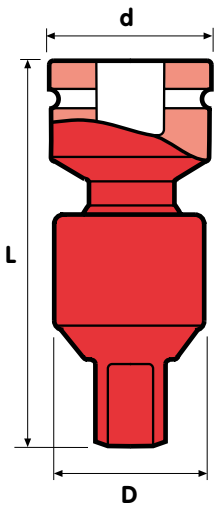


		Part No	Model	D mm	d mm	L mm	l mm	kg
1/4	1/4	EB00-2	A	8,2	13	51	43,5	0,03
1/4	1/4	EB00-6	A	8,2	13	153	145,5	0,07
3/8	3/8	EB11-2	A	12,4	21,25	51	40	0,07
3/8	3/8	EB11-3	A	12,4	21,25	76	65	0,10
3/8	3/8	EB11-4	A	12,4	21,25	102	91	0,12
3/8	3/8	EB11-5	A	12,4	21,25	127	116	0,16
3/8	3/8	EB11-6	A	12,4	21,25	152	141	0,16
3/8	3/8	EB11-10	A	12,4	21,25	254	243	0,27
3/8	3/8	EB11-12	A	12,4	22	305	294	0,43
1/2	1/2	EB44-2	A	16,6	29	51	35,5	0,15
1/2	1/2	EB44-3	A	16,6	29	76	60,5	0,20
1/2	1/2	EB44-4	A	16,6	29	102	86,5	0,24
1/2	1/2	EB44-5	A	16,6	29	127	111,5	0,27
1/2	1/2	EB44-6	A	16,6	29	152	136,5	0,32
1/2	1/2	EB44-10	A	16,6	29	254	238,5	0,50
1/2	1/2	EB44-12	A	16,6	29	305	289,5	0,50
5/8	5/8	EB88-6	A	20,7	35	152	135,7	0,50
5/8	5/8	EB88-10	A	20,7	35	254	237,7	0,80
3/4	3/4	EB22-4	B	25,1	44	102	79	0,61
3/4	3/4	EB22-7	B	25,1	44	178	155	0,90
3/4	3/4	EB22-10	B	25,1	44	254	231	1,19
3/4	3/4	EB22-13	B	25,1	44	330	307	1,50
3/4	3/4	EB22-15	B	25,1	44	381	358	1,50
1	1	EB99-4	B	33,5	54	102	74	0,95
1	1	EB99-7	B	33,5	54	178	150	1,46
1	1	EB99-10	B	33,5	54	254	226	2,00
1	1	EB99-13	B	33,5	54	330	302	2,50
1	1	EB99-15	B	33,5	54	381	353	2,85
1 1/2	1 1/2	EB55-7	B	49,5	84	178	138,7	3,70
1 1/2	1 1/2	EB55-10	B	49,5	84	254	214,7	4,90
1 1/2	1 1/2	EB55-13	B	49,5	84	330	290,7	5,10
1 1/2	1 1/2	EB55-15	B	49,5	84	381	341,7	6,70
2 1/2	2 1/2	EB66-7	B	83,5	137	178	122,4	11,00
2 1/2	2 1/2	EB66-10	B	83,5	137	254	198,4	14,70
2 1/2	2 1/2	EB66-13	B	83,5	137	330	274,4	18,00
2 1/2	2 1/2	EB66-15	B	83,5	137	384	328,4	20,00


Den utvändiga fyrkanten på Momentos 1/4", 3/8", 1/2" och 5/8" förlängningar, uni-versalknutar och övergångar har låsning med fjädrande stift. Alla större utvändiga fyrkanter har genomgående hål för låspinne.

The standard external square of Momento's 1/4", 3/8", 1/2" and 5/8" extensions, universal joints and adapters has a plunger retainer. All larger external squares have a through pinhole.

Die Aussenvierkante der Momento Verlängerungen, Kugelgelenke und Reduzierstücke 1/4", 3/8", 1/2" und 5/8" sind mit federndem Stift versehen. Alle größeren Aussenvierkante haben ein durchgehendes Stiftloch.



		Part No	Type	Model	D mm	d mm	L mm		kg
1/4	1/4	UK00	1	A	17	13	43	0,04	
3/8	3/8	UK11	1	A	23	22	62	0,11	
1/2	1/2	UK44	1	A	28	26	76	0,20	
5/8	5/8	UK88	2	A	38	35	70	0,31	
3/4	3/4	UK22	2	B	46	44	90	0,59	
1	1	UK99	2	B	60	54	113	1,22	
1 1/2	1 1/2	UK55	2	B	84	84	166	3,75	
2 1/2	2 1/2	UK66	2	B	137	141	280	18,00	



Momentos 1/4", 3/8" och 1/2" universalknutar är fjäderbelastade och kan ställas i önskad vinkel. (Max 30° för kraftverktyg).

Den utvändiga fyrkanten på Momentos 1/4", 3/8", 1/2" och 5/8" universalknutar har låsning med fjädrande stift. Alla större utvändiga fyrkanter har genomgående hål för låspinne.

1/4", 3/8" and 1/2" Momento universal joints are spring loaded and can be preset at an angle. (Max 30° for impact tools).

The standard external square of Momento's 1/4", 3/8", 1/2" and 5/8" universal joints has a plunger retainer. All larger external squares have a through pinhole.

Momento Kugelgelenke mit 1/4", 3/8" und 1/2" Vierkant-antrieb sind federbelastet und auf Winkel einstellbar. (Max 30° für Kraftwerkzeuge).

Die Aussenvierkante der Momento Kugelgelenke 1/4", 3/8", 1/2" und 5/8" sind mit federndem Stift versehen. Alle grösseren Aussenvierkante haben ein durchgehendes Stiftloch.



Type 1



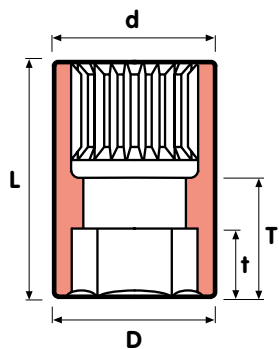
Type 2

Spline drive krafthylsor

Spline drive impact sockets

Spline drive Kraftsteckschlüssel-Einsätze

No. 5 Spline



Part No

D mm d mm L mm t mm T mm kg

30	7-30=1 3/16	48	60	80	17	38	1,00
32	7-32	50	60	80	19	38	1,00
33	7-33	53	60	80	19	38	1,00
34	7-34	54	60	80	20	38	1,00
36	7-36	57	60	80	20	38	1,00
37	7-37	58	60	80	21	38	1,15
38	7-38=1 1/2	59	60	80	21	38	1,15
41	7-41	64	60	80	23	38	1,08
43	7-43=1 11/16	66	60	100	24	58	1,48
46	7-46=1 13/16	72	60	100	25	58	1,42
47	7-47	74	60	100	26	58	1,44
50	7-50	78	60	100	28	58	1,70
52	7-52	80	60	100	30	58	1,80
55	7-55	84	60	100	30	58	2,00
56	7-56	84	60	100	30	58	2,10
60	7-60	90	80	110	35	68	2,20
65	7-65=2 9/16	97	80	120	35	78	2,70
70	7-70=2 3/4	103	80	120	40	78	3,00

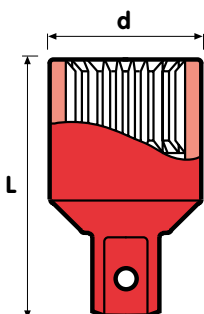
1 3/16	7-30=1 3/16	48	60	80	17	38	1,00
1 1/2	7-38=1 1/2	59	60	80	21	38	1,15
1 11/16	7-43=1 11/16	66	60	100	24	58	1,48
1 13/16	7-46=1 13/16	72	60	100	25	58	1,42
2 9/16	7-65=2 9/16	97	80	120	35	78	2,70
2 3/4	7-70=2 3/4	103	80	120	40	78	3,00

Spline övergångar

Spline drive adapters

Spline drive Übergangsstücke

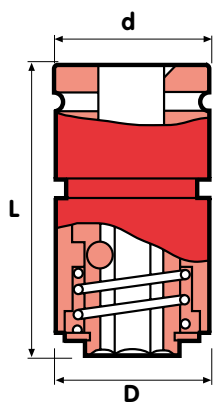
No. 5 Spline






Part No

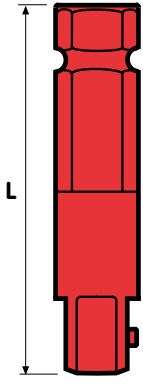
d mm L mm kg

1 5/8	1	PA79	60	89	0,85
-------	---	------	----	----	------



		Part No	D mm	d mm	L mm	 kg
1/4	1/4	SC0-1/4	12,6	19	40	0,07
3/8	1/4	SC1-1/4	12,6	22	46	0,1
3/8	7/16	SC1-7/16	21,9	29	55	0,23
1/2	1/4	SC4-1/4	12,6	25	54	0,12
1/2	7/16	SC4-7/16	21,9	29	55	0,24





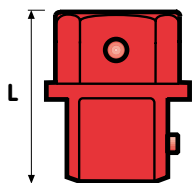
■	⬡	Part No	L mm	⚖ kg
1/4	1/4	0-024	51	0,02
1/4	1/4	0-034	76	0,02
1/4	1/4	0-044	102	0,04
1/4	1/4	0-064	152	0,06
3/8	1/4	1-024	51	0,02
3/8	1/4	1-034	76	0,03
3/8	1/4	1-044	102	0,04
3/8	1/4	1-064	152	0,06
1/2	1/4	4-024	51	0,03
1/2	1/4	4-034	76	0,04
1/2	1/4	4-044	102	0,05
1/2	7/16	4-036	76	0,07



## Mellanstycken

## Adapters

## Zwischenstücke



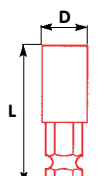


■	⬡	Part No	L mm	kg
3/8	3/8	MS11	24	0,01
3/8	1/2	MS14	25	0,02
1/2	1/2	MS44	29,4	0,03



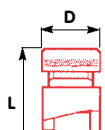





Hållare för insatsmejslar	Hex shank bit holders	Halter für Bits
---------------------------	-----------------------	-----------------



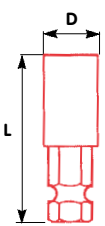
1/4" 	 Part No	D mm	L mm
	1/4" NM10R-1	11	57
	1/4" NM10A	11	62
	1/4" NM10A-3	11	100
	1/4" NM10A-5	11	150

Hållare för insatsmejslar	Square drive bit holders	Halter für Bits
---------------------------	--------------------------	-----------------

1/4" 	 Part No	D mm	L mm
	1/4" NM23A	12	50
	3/8" NM25A	19	50
	1/2" NM29A	25	38

5/16" 	 Part No	D mm	L mm
	3/8" NM26A	18,0	33
	1/2" NM27A	25,0	38

Magnetisk hållare för insatsmejslar	Hex shank magnetic bit holders	Magnetische Halter für Bits
-------------------------------------	--------------------------------	-----------------------------

1/4" 	 Part No	D mm	L mm
	1/4" M-10R	9,5	75
	1/4" M-10R-4	9,5	100
	1/4" M-10R-6	9,5	150
	1/4" M-10	11	75
	1/4" M-10-4	11	100
	1/4" M-10-6	11	150

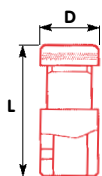
Magnetisk hållare för insatsmejslar	Hex shank magnetic bit holders	Magnetische Halter für Bits
-------------------------------------	--------------------------------	-----------------------------

1/4" 	 Psrt No	D mm	L mm
	1/4" M-23	11	45
	3/8" M-25	11	50

## Magnetisk hållare för insatsmejslar

## Hex shank magnetic bit holders

## Magnetische Halter für Bits

5/16" 

Part No

D  
mmL  
mm

3/8" M-26

18,0

65

1/2" M-27

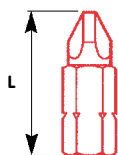

18,0

80

## Phillips insatsmejslar

## Phillips insert bits

## Phillips Bits

1/4" 

Part No

L  
mm

0 H000-PH0

25

1 H000-PH1

25

2 H000-PH2

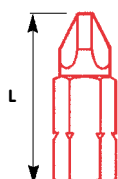

25

3 H000-PH3

25

4 H000-PH4

32

5/16" 

Part No

L  
mm

1 H600-PH1

32

2 H600-PH2

32

3 H600-PH3

32

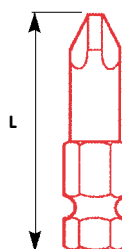

4 H600-PH4

32

## Phillips insatsmejslar

## Phillips insert bits

## Phillips Einsatzklingen

1/4" 

Part No

L  
mm

1 H100-PH1

50

1 H120-PH1

70

1 H130-PH1

90

1 H160-PH1

152

2 H100-PH2

50

2 H120-PH2

70

2 H130-PH2

90

2 H160-PH2

152

3 H100-PH3

50

3 H120-PH3

70

3 H130-PH3

89

3 H160-PH3


152



Pozidriv insatsmejslar

Pozidriv insert bits

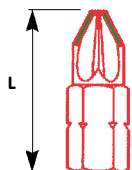
Pozidriv Bits

1/4" 



Part No

L  
mm



1	H000-PZ1	25
2	H000-PZ2	25
3	H000-PZ3	25
4	H000-PZ4	32

Pozidriv maskinskruvmejslar

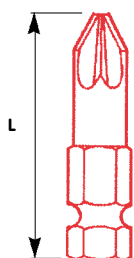
Pozidriv Power bits

Pozidriv Schraubendreherklingen

1/4"

Part No

L  
mm




H100-PZ1	50
H120-PZ1	70
H130-PZ1	90
H160-PZ1	152
H100-PZ2	50
H120-PZ2	70
H130-PZ2	90
H160-PZ2	152
H100-PZ3	50
H120-PZ3	70
H130-PZ3	90
H160-PZ3	152

Insatsmejslar för spårskruv

Insert bits for slotted screws

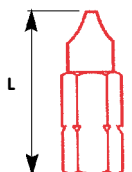
Bits für Schlitzschrauben

1/4" 

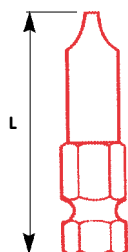



Part No

L  
mm



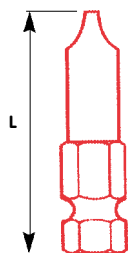

0,8x5,0	H001-5	25
1,0x6,0	H001-6	25
1,2x8,0	H001-8	25
1,6x10	H001-10	25

1/4" 

Part No

L  
mm

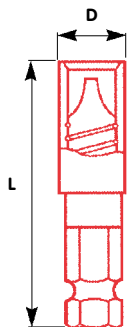

0,5x3,0	H100-1	50
0,5x3,0	H120-1	70
0,5x3,0	H130-1	90
0,5x3,0	H160-1	152
0,6x3,5	H100-2	50
0,6x3,5	H120-2	70
0,6x3,5	H130-2	90
0,6x3,5	H160-2	152

1/4" 

Part No

L  
mm

0,8x4,0	H100-3	50
0,6x4,0	H120-3	70
0,6x4,0	H130-3	90
0,6x4,0	H160-3	152
0,8x5,0	H100-4	50
0,8x5,0	H120-4	70
0,8x5,0	H130-4	90
0,8x5,0	H160-4	152
0,8x5,5	H100-5	50
0,8x5,5	H120-5	70
0,8x5,5	H130-5	102
0,8x5,5	H160-5	152
1,0x6,0	H100-6	50
1,0x6,0	H120-6	70
1,0x6,0	H130-6	90
1,0x6,0	H160-6	152
1,0x7,0	H100-8	50
1,0x7,0	H120-8	70
1,2x7,0	H130-8	90
1,2x7,0	H160-8	152
1,2x8,0	H100-10	50
1,2x8,0	H120-10	70
1,6x8,0	H130-10	90
1,2x8,0	H160-10	152
1,6x9,0	H100-12	50
1,6x9,0	H120-12	70
1,4x9,0	H130-12	152

1/4" 

Part No

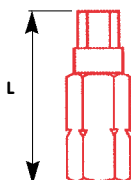

D  
mmL  
mm

0,9x5,4	CH139-5	11	95
1,0x6,0	CH139-6	11	90
1,1x7,0	CH139-8	13	95
1,5x8,0	CH139-10	16	75
1,3x10	CH139-12	16	100
0,8x5,0	CH-139-5	9	90
1,0x6,0	CH-139-6	11	90
1,2x7,0	CH-139-8	13	90
1,6x10	CH-139-10	15	90

## Insex insatsmejslar

## Allen head insert bits

## Bits für Innensechskantschrauben

1/4" 

Part No

L  
mm

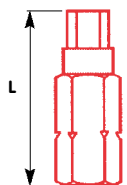
2	H000-S2mm	25
2,5	H000-S2,5mm	25
3	H000-S3mm	25
4	H000-S4mm	25
5	H000-S5mm	25
6	H000-S6mm	25
7	H000-S7mm	25
8	H000-S8mm	25




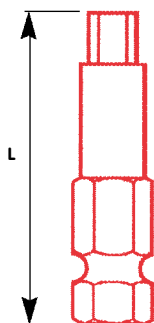
Part No

L  
mm

1/16"	H000-S00	25
5/64"	H000-S0	25
3/32"	H000-S1	25
7/64"	H000-S1A	25
1/8"	H000-S2	25
9/64"	H000-S2A	25
5/32"	H000-S3	25
3/16"	H000-S4	25
7/32"	H000-S5	25
1/4"	H000-S6	25
5/16"	H000-S7	25
3/8"	H000-S8	25

**Insex insatsmejslar**
**Allen head insert bits**
**Bits für Innensechskantschrauben**
**5/16" **

**Part No**
**L  
mm**


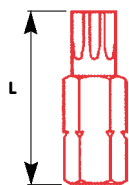
3	H600-S3mm	30
4	H600-S4mm	30
5	H600-S5mm	30
6	H600-S6mm	30
7	H600-S7mm	30
8	H600-S8mm	30
10	H600-S10mm	30

**Insex maskinskruvmejslar**
**Allen head power bits**
**Schraubendreherklingen für Innensechskantschrauben**
**1/4" **

**Part No**
**L  
mm**

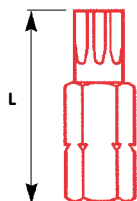
2	H100-S2mm	50
2,5	H100-S2,5mm	50
3	H100-S3mm	50
4	H100-S4mm	50
4	H150-S4mm	127
5	H100-S5mm	50
5	H150-S5mm	127
6	H100-S6mm	50
8	H100-S8mm	50
10	H100-S10mm	50


**Part No**
**L  
mm**


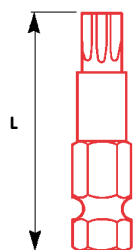
1/16"	H100-S00	50
5/64"	H100-S0	50
3/32"	H150-S1	50
1/8"	H100-S2	50
5/32"	H150-S3	50
3/16"	H100-S4	50
7/32"	H150-S5	50
1/4"	H100-S6	50

**TORX insatsmejslar**
**TORX Insert bits**
**TORX Bits**
**1/4" **

**Part No**
**L  
mm**


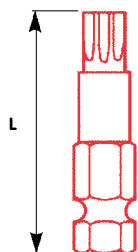
T6	H000-T6	25
T7	H000-T7	25
T8	H000-T8	25
T9	H000-T9	25
T10	H000-T10	25
T15	H000-T15	25
T20	H000-T20	25
T25	H000-T25	25
T27	H000-T27	25
T30	H000-T30	25
T40	H000-T40	25

**5/16" **

**Part No**
**L  
mm**


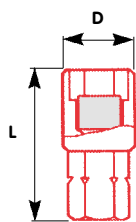
T30	H600-T30	35
T40	H600-T40	35
T45	H600-T45	35
T47	H600-T47	35
T50	H600-T50	35
T55	H600-T55	35

**TORX maskinskruvmejslar**
**TORX Power bits**
**TORX Schraubendreherklingen**
**1/4" **

**Part No**
**L  
mm**

T7	H100-T7	50
T8	H100-T8	50
T8	H120-T8	70
T8	H130-T8	90
T8	H160-T8	152
T9	H100-T9	50
T9	H120-T9	70
T9	H130-T9	90
T10	H100-T10	50
T10	H120-T10	70
T10	H130-T10	90
T10	H160-T10	152
T15	H100-T15	50
T15	H120-T15	70
T15	H130-T15	90

**TORX maskinskruvmejslar**
**TORX Power bits**
**TORX Schraubendreherklingen**
**1/4" **

**Part No**
**L  
mm**

T15	H160-T15	152
T20	H100-T20	50
T20	H120-T20	70
T20	H130-T20	90
T20	H160-T20	152
T25	H100-T25	50
T25	H120-T25	70
T25	H130-T25	90
T25	H160-T25	152
T27	H100-T27	50
T27	H120-T27	70
T27	H130-T27	90
T27	H160-T27	152
T30	H100-T30	50
T30	H120-T30	70
T30	H130-T30	90
T30	H160-T30	152
T40	H100-T40	50
T40	H120-T40	70
T40	H130-T40	90
T40	H160-T40	152

**Magnetiska skruvhållare**
**Magnetic nutsetters insert**
**Magnetische Schraubenhalter**
**1/4" **

**Part No**
**D  
mm**
**L  
mm**

7	INSM7MM	12,7	30
8	INSM8MM	13,5	30
10	INSM10MM	14,5	30


**Part No**
**D  
mm**
**L  
mm**

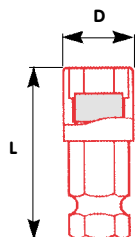
1/4"	INSM1/4	13,5	30
5/16"	INSM5/16	13,5	30
3/8"	INSM3/8	13,5	30

Magnetiska skruvhållare

Magnetic nutsetters insert

Magnetische Schraubenhalter

1/4" 



	Part No	D mm	L mm
---	---------	---------	---------

5,5	PNSM5,5MM	12,0	41
7	PNSM7MM	13,5	45
8	PNSM8MM	13,5	45
10	PNSM10MM	14,5	45


	Part No	D mm	L mm
---	---------	---------	---------

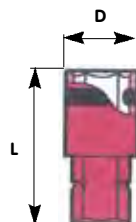
1/4"	PNSM1/4	11,1	41
5/16"	PNSM5/16	13,5	45
3/8"	PNSM3/8	14,5	45


Skruvhållare "Spring Grip"

Nutsetters insert "Spring Grip"

Schraubenhalter "Spring Grip"

1/4" 



	Part No	D mm	L mm
---	---------	---------	---------

8	ISG8MM	14,0	34
---	--------	------	----


	Part No	D mm	L mm
---	---------	---------	---------

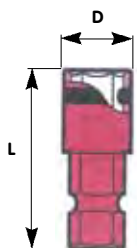
1/4"	ISG208	12	34
------	--------	----	----

Skruvhållare "Spring Grip"

Nutsetters insert "Spring Grip"

Schraubenhalter "Spring Grip"

1/4" 

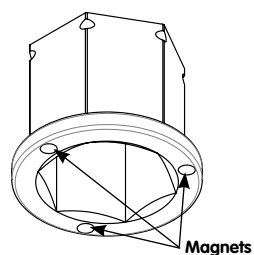
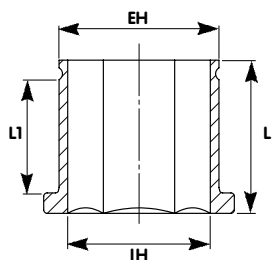




	Part No	D mm	L mm
---	---------	---------	---------



8	MSG8MM	14,0	45
---	--------	------	----

	Part No	D mm	L mm
---	---------	---------	---------

1/4"	MSG208	12	45
------	--------	----	----



		Part No = RI L1-EH/IH	L1 mm	L mm
41	36	RI33-41/36	33	45
41	32	RI33-41/32	33	45
41	30	RI33-41/30	33	45
46	41	RI33-46/41	33	45
46	36	RI33-46/36	33	45
46	32	RI33-46/32	33	45
50	46	RI33-50/46	33	45
50	41	RI33-50/41	33	45
50	36	RI33-50/36	33	45
55	50	RI33-55/50	33	45
55	46	RI33-55/46	33	45
55	41	RI33-55/41	33	45
60	55	RI33-60/55	33	45
60	50	RI33-60/50	33	45
60	46	RI33-60/46	33	45

		Part No = RI L1-EH/IH	L1 mm	L mm
1 7/16"	1 1/4"	RI33 107/104F	33	45
1 5/8"	1 7/16"	RI33 110/107F	33	45
1 5/8"	1 1/4"	RI33 110/104F	33	45
1 13/16"	1 5/8"	RI33 113/110F	33	45
1 13/16"	1 7/16"	RI33 113/107F	33	45
2"	1 13/16"	RI33 200/113F	33	45
2"	1 5/8"	RI33 200/110F	33	45
2 3/16"	2"	RI33 203/200F	33	45
2-3/16"	1 13/16"	RI33 203/113F	33	45
2 3/8"	2 3/16"	RI33 206/203F	33	45
2 3/8"	2"	RI33 206/200F	33	45

Tabellerna ovan visar artiklar ur Momentos standardsortiment. Momento tillverkar också specialverktyg för enskilda kunders unika behov.

The tables above show products from Momento's standard range. Momento also manufacture special tools to meet individual customers' requirements.

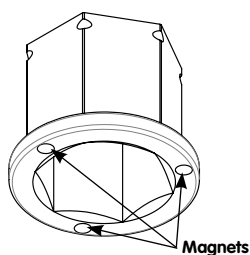
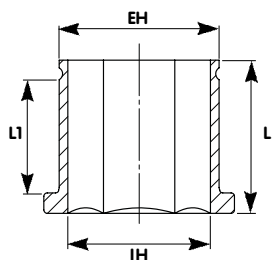
Die Tabellen oben zeigen Produkte aus dem Standardprogramm von Momento. Momento bietet auch Sonderherstellung an.







ReduceringsInsats

Reducing insert

6-kant-Reduziereinsatz



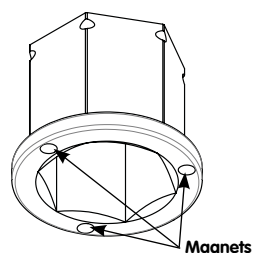
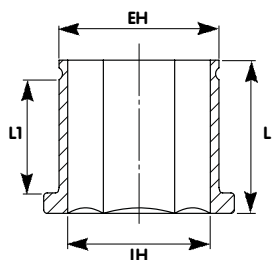
		Part No = RI L1-EH/IH	L1 mm	L mm
41	36	RI44-41/36	44	55
50	46	RI44-50/46	44	55
50	41	RI44-50/41	44	55
50	36	RI44-50/36	44	55
55	50	RI44-55/50	44	55
55	46	RI44-55/46	44	55
55	41	RI44-55/41	44	55
60	55	RI44-60/55	44	55
60	50	RI44-60/50	44	55
60	46	RI44-60/46	44	55
65	60	RI44-65/60	44	55
65	55	RI44-65/55	44	55
65	50	RI44-65/50	44	55
70	65	RI44-70/65	44	55
70	60	RI44-70/60	44	55
70	55	RI44-70/55	44	55
75	70	RI44-75/70	44	55
75	65	RI44-75/65	44	55
75	60	RI44-75/60	44	55
80	75	RI44-80/75	44	55
80	70	RI44-80/70	44	55
80	65	RI44-80/65	44	55



		Part No = RI L1-EH/IH	L1 mm	L mm
1 13/16"	1 5/8"	RI44 113/110F	44	55
2"	1 13/16"	RI44 200/113F	44	55
2"	1 5/8"	RI44 200/110F	44	55
2 3/16"	2"	RI44 203/200F	44	55
2 3/16"	1 13/16"	RI44 203/113F	44	55
2 3/8"	2 3/16"	RI44 206/203F	44	55
2 3/8"	2"	RI44 206/200F	44	55
2 9/16"	2 3/8"	RI44 209/206F	44	55
2 9/16"	2 3/16"	RI44 209/203F	44	55
2 3/4"	2 9/16"	RI44 212/209F	44	55
2 3/4"	2 3/8"	RI44 212/206F	44	55
2 15/16"	2 3/4"	RI44 215/212F	44	55
2 15/16"	2 9/16"	RI44 215/209F	44	55
3 1/8"	2 15/16"	RI44 302/215F	44	55
3 1/8"	2 3/4"	RI44 302/212F	44	55



ReduceringsInsats

Reducing insert

6-kant-Reduziereinsatz



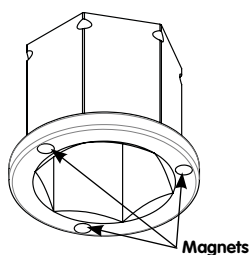
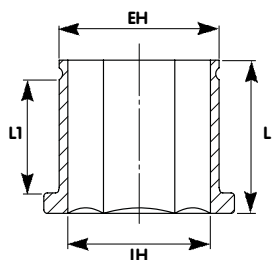
		Part No = RI L1-EH/IH	L1 mm	L mm
55	50	RI56-55/50	56	70
55	46	RI56-55/46	56	70
55	41	RI56-55/41	56	70
60	55	RI56-60/55	56	70
60	50	RI56-60/50	56	70
60	46	RI56-60/46	56	70
65	60	RI56-65/60	56	70
65	55	RI56-65/55	56	70
65	50	RI56-65/50	56	70
70	65	RI56-70/65	56	70
70	60	RI56-70/60	56	70
70	55	RI56-70/55	56	70
75	70	RI56-75/70	56	70
75	65	RI56-75/65	56	70
75	60	RI56-75/60	6	70
80	75	RI56-80/75	56	70
80	70	RI56-80/70	56	70
80	65	RI56-80/65	56	70
85	80	RI56-85/80	56	70
85	75	RI56-85/75	56	70
85	70	RI56-85/70	56	70
90	85	RI56-90/85	56	70
90	80	RI56-90/80	56	70
90	75	RI56-90/75	56	70
95	90	RI56-95/90	56	70
95	85	RI56-95/85	56	70
95	80	RI56-95/80	56	70
100	95	RI56-100/95	56	70
100	90	RI56-100/90	56	70
100	85	RI56-100/85	56	70



		Part No = RI L1-EH/IH	L1 mm	L mm
2 3/16"	2"	RI56 203/200F	56	70
2 3/16"	1 13/16"	RI56 203/113F	56	70
2 3/8"	2 3/16"	RI56 206/203F	56	70
2 3/8"	2"	RI56 206/200F	56	70
2 9/16"	2 3/8"	RI56 209/206F	56	70
2 9/16"	2 3/16"	RI56 209/203F	56	70
2 3/4"	2 9/16"	RI56 212/209F	56	70
2 3/4"	2 3/8"	RI56 212/206F	56	70
2 15/16"	2 3/4"	RI56 215/212F	56	70



ReduceringsInsats

Reducing insert

6-kant-Reduziereinsatz



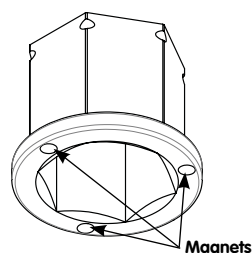
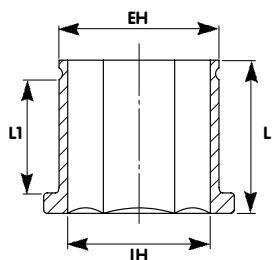
		Part No = RI L1-EH/IH	L1 mm	L mm
2 15/16"	2 9/16"	RI56 215/209F	56	70
3"	2 3/4"	RI56 300/212F	56	70
3"	2 9/16"	RI56 300/209F	56	70
3 1/8"	2 15/16"	RI56 302/215F	56	70
3 1/8"	2 3/4"	RI56 302/212F	56	70
3 3/8"	3"	RI56 306/300F	56	70
3 3/8"	2 15/16"	RI56 306/215F	56	70
3 1/2"	3 1/8"	RI56 308/302F	56	70
3 1/2"	3"	RI56 308/300F	56	70
3 3/4"	3 1/2"	RI56 312/308F	56	70
3 3/4"	3 3/8"	RI56 312/306F	56	70
3 7/8"	3 1/2"	RI56 314/308F	56	70
3 7/8"	3 3/8"	RI56 314/306F	56	70



		Part No = RI L1-EH/IH	L1 mm	L mm
80	75	RI67-80/75	67	85
80	70	RI67-80/70	67	85
80	65	RI67-80/65	67	85
85	80	RI67-85/80	67	85
85	75	RI67-85/75	67	85
85	70	RI67-85/70	67	85
90	85	RI67-90/85	67	85
90	80	RI67-90/80	67	85
90	75	RI67-90/75	67	85
95	90	RI67-95/90	67	85
95	85	RI67-95/85	67	85
95	80	RI67-95/80	67	85
100	95	RI67-100/95	67	85
100	90	RI67-100/90	67	85
100	85	RI67-100/85	67	85
105	100	RI67-105/100	67	85
105	95	RI67-105/95	67	85
105	90	RI67-105/90	67	85
110	105	RI67-110/105	67	85
110	100	RI67-110/100	67	85
110	95	RI67-110/95	67	85
115	110	RI67-115/110	67	85
115	105	RI67-115/105	67	85
115	100	RI67-115/100	67	85
120	115	RI67-120/115	67	85
120	110	RI67-120/110	67	85



ReduceringsInsats

Reducing insert

6-kant-Reduziereinsatz



		Part No = RI L1-EH/IH	L1 mm	L mm
120	105	RI67-120/105	67	85
125	120	RI67-125/120	67	85
125	115	RI67-125/115	67	85
125	110	RI67-125/110	67	85
130	125	RI67-130/125	67	85
130	120	RI67-130/120	67	85
130	115	RI67-130/115	67	85

		Part No = RI L1-EH/IH	L1 mm	L mm
3 1/8"	2 15/16"	RI67 302/215F	67	85
3 1/8"	2 3/4"	RI67 302/212F	67	85
3 3/8"	3 1/8"	RI67 306/302F	67	85
3 3/8"	3"	RI67 306/300F	67	85
3 1/2"	3 1/8"	RI67 308/302F	67	85
3 1/2"	3"	RI67 308/300F	67	85
3 3/4"	3 1/2"	RI67 312/308F	67	85
3 3/4"	3 3/8"	RI67 312/306F	67	85
3 7/8"	3 1/2"	RI67 314/308F	67	85
3 7/8"	3 3/8"	RI67 314/306F	67	85
4 1/8"	3 7/8"	RI67 402/314F	67	85
4 1/8"	3 3/4"	RI67 402/312F	67	85
4 1/4"	3 7/8"	RI67 404/314F	67	85
4 1/4"	3 3/4"	RI67 404/312F	67	85
4 5/8"	4 1/4"	RI67 410/404F	67	85
4 5/8"	4 1/8"	RI67 410/402F	67	85
5"	4 5/8"	RI67 500/410F	67	85
5"	4 1/4"	RI67 500/404F	67	85
4 5/8"	3 7/8"	RI67 410/314F	67	85
4 5/8"	3 3/4"	RI67 410/312F	67	85






Låsinnar för krafthylsor

Locking pins for power sockets

Sicherungsstifte für Kraftsteckschlüssel

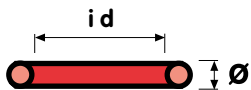





			Part No	L mm	Ø mm	 kg
1/4" (0)			4-14 P-10	10	1,5	0,001
3/8" (1)			6-19 P-16	16	3	0,001
			21-24 P-20	20	4	0,001
1/2" (4)			10-14 P-20	20	4	0,001
			15-30 P-25	25	4	0,001
			32-36 P-34	34	4	0,004
5/8" (8)			14-36 P-30	30	4	0,002
3/4" (2)			16-65 P-34	34	4	0,004
			19-52 P-45	45	5	0,007
1" (9)			55-70 P-54	54	5	0,008
			75-100 P-65	65	5	0,011
			35-90 P-74	74	6	0,016
2 1/2" (6)			95-155 P-90	90	6	0,020
			60-115 P-125	125	8	0,050
3 1/2" (12)			120-255 P-145	145	8	0,065
			105-175 P-175	175	12	0,155
			180-255 P-210	210	12	0,185

O-ringar för krafthylsor

Retaining rings for power sockets

O-Ring für Kraftsteckschlüssel



			Part No	i d mm	Ø mm	 kg
1/4" (0)			4-14 R-9	9	2,5	0,001
3/8" (1)			6-12 R-16	16	3,5	0,001
			13-19 R-19	19	3,5	0,001
1/2" (4)			21-24 R-24	24	3,5	0,001
			10-14 R-19	19	4	0,001
			15-30 R-24	24	4	0,002
5/8" (8)			32-36 R-36	36	4	0,003
			14-36 R-28	28	4	0,002
3/4" (2)			16-65 R-36	36	5	0,003
			19-52 R-45	45	7	0,007
1" (9)			55-70 R-54	54	7	0,011
			75-100 R-68	68	10	0,026
			35-90 R-75	75	10	0,030
2 1/2" (6)			95-155 R-90	90	12	0,060
			60-115 R-125	125	12	0,070
3 1/2" (12)			120-255 R-148	147	12	0,120
			105-175 R-185	185	14	0,140
			180-255 R-220	220	14	0,170

Många mutterdagare fordrar låspinne och O-ring för att säkra verktyget.

Momentos krafthylsor och tillbehör är därför försedda med hål för låspinnen och spår för O-ringen.

Den korta tid det tar att montera låspinnen och O-ringen är ett litet pris för säkra arbetsförhållanden!

Many nutrunners and impact wrenches require a locking pin and a retaining ring to secure the tool.

Momento's sockets and accessories therefore have a hole for the locking pin and a groove for the retaining ring.

The short time it takes to fit the locking pin and the retaining ring is a small price to pay for safe working conditions!

Kraftsteckverkzeuge müssen oft mit einem Sicherungsstift und einem O-Ringe gesichert werden.

Momento Kraftsteckwerkzeuge sind daher mit einer Bohrung für den Stift und einer Nute für den O-Ring versehen.

Die kurze Zeitspanne, die zur Montage von Stift und O-Ring benötigt wird, steht in keinem Verhältnis zum Gewinn an Arbeitssicherheit!

## Låspinnar för tillbehör

## Locking pins for accessories

## Sicherungsstifte für Zubehör

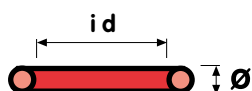


		Part No	L mm	Ø mm	kg
1/4" (0)	1/4" - 3/8"	P-10	10	1,5	0,001
3/8" (1)	1/4" - 1/2"	P-16	16	3	0,001
1/2" (4)	3/8" - 1/2"	P-20	20	4	0,001
	5/8" - 3/4"	P-25	25	4	0,001
5/8" (8)	1/2" - 3/4"	P-30	30	4	0,002
3/4" (2)	1/2" - 1"	P-34	34	4	0,004
1" (9)	3/4" - 1"	P-45	45	5	0,007
	1 1/4" - 1 1/2"	P-54	54	5	0,008
1 1/4" (3)	1"	P-54	54	5	0,008
	1 1/2"	P-65	65	6	0,014
1 1/2" (5)	1" - 1 1/2"	P-74	74	6	0,016
	2 1/2"	P-90	90	6	0,020
2 1/2" (6)	1 1/2" - 2 1/2"	P-125	125	8	0,050

## O-ringar för tillbehör

## Retaining rings for accessories

## O-Ringe für Zubehör



		Part No	i d mm	Ø mm	kg
1/4" (0)	1/4" - 3/8"	R-9	9	2,5	0,001
3/8" (1)	1/4" - 1/2"	R-16	16	3,5	0,001
1/2" (4)	3/8"	R-19	19	3,5	0,001
	1/2" - 3/4"	R-24	24	3,5	0,002
		R-22			0,001
5/8" (8)	1/2" - 3/4"	R-28	28	4	0,002
3/4" (2)	1/2" - 1"	R-36	36	5	0,003
1" (9)	3/4" - 1"	R-45	45	7	0,007
	1 1/4" - 1 1/2"	R-54	54	7	0,011
1 1/4" (3)	1"	R-54	54	7	0,011
	1 1/2"	R-68	68	10	0,026
1 1/2" (5)	1" - 1 1/2"	R-75	75	10	0,030
	2 1/2"	R-90	90	12	0,030
2 1/2" (6)	1 1/2" - 2 1/2"	R-125	125	12	0,070

Två universalknutar stämmer inte med tabellen ovan. De ska ha följande O-ringar:

UK 11 - R - 19 UK 44 - R - 22

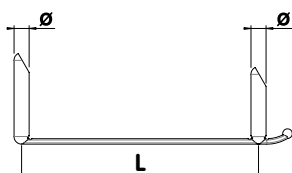
Two universal joints do not fit in the table above. They need these retaining rings:

UK 11 - R - 19 UK 44 - R - 22

Zwei Kugelgelenke passen nicht in diese Tabelle. Dafür brauchen Sie folgende O-Ringe:

UK 11 - R - 19 UK 44 - R - 22

## Momento locking



		Part No	L mm	Ø mm	kg
3/4" (2)	All sizes	RRK17704	60	5	0,001
1" (9)	17 - 52				
	3/4 - 2 1/6	RRK17701	74	5,5	0,002
1" (9)	53 - 70				
	2 1/8 - 2 3/4	RRK17702	86,5	5,5	0,002

Ett annat sätt att säkra verktyget är Momento locking, som är pinne och ring i ett stycke.

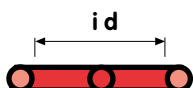
Another way of securing the tool is Momento locking, which combines ring and pin in one unit.




Mit Momento locking, eine Kombination von Stift und Ring, kann das Werkzeug auch gesichert werden.

## Ret ringar för krafthylsor

## Ret rings for power sockets

## Ret Ringe für Kraftsteckschlüssel

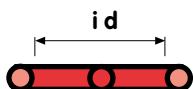





			Part No	i d mm	 kg
3/8" (1)		6-12	RR37567	17	0,001
		13-20	RR37575	19	0,001
		21-24	RR50095	24,1	0,001
1/2" (4)		10-14	RR50087	22,1	0,001
		15-30	RR50105	26,7	0,001
		31-36	RR50145	36,8	0,001
5/8" (8)		14-36	RR37512	30,5	0,001
3/4" (2)		16-65	10032S	36,8	0,001
1" (9)		19-52	10008S	44	0,005
		53-70	10015S	54	0,010
		75-100	10019S	66,7	0,010
1 1/2" (5)		35-90	10020S	73	0,015
		95-155	10025S	86	0,020

## Ret ringar för tillbehör

## Ret rings for accessories

## Ret Ringe für Zubehör



			Part No	i d mm	 kg
3/8" (1)		1/4" - 1/2"	RR37575	19	0,001
1/2" (4)		1/4" - 3/8"	RR50087	22,1	0,001
		1/2" - 3/4"	RR50105	26,7	0,001
5/8" (8)		1/2" - 3/4"	RR37512	30,5	0,001
3/4" (2)		1/2" - 1 1/2"	10032S	36,8	0,001
1" (9)		1/2" - 1"	10008S	44	0,001
		1 3/4" - 1 1/2"	10015S	54	0,005
1 1/4" (3)		3/4" - 1"	10015S	54	0,005
		1 1/2"	10019S	66,7	0,010
1 1/2" (5)		3/4" - 1 1/4"	10020S	73	0,015

En universalknut stämmer inte med tabellen ovan. Den ska ha följande Ret Ring:

UK 44      RR 50087

One universal joint does not fit in the table above. It needs this Ret Ring:

UK 44      RR 50087

Ein Kugelgelenk passt nicht in diese Tabelle. Dafür brauchen Sie folgenden Ret Ring:

UK 44      RR 50087

Ett sätt att säkra verktyget är Ret Ring, som är pinne och ring i ett stycke.

One way of securing the tool is Ret Ring, which combines ring and pin in one unit.

Mit Ret Ring, eine Kombination von Stift und Ring, kann das Werkzeug gesichert werden.

Tum - millimeter		Inch - millimeter				Zoll - Millimeter			
"	0"	1"	2"	3"	4"	5"	6"	7"	
<b>1/32</b>	<b>1/10000</b>	<b>mm</b>	<b>mm</b>	<b>mm</b>	<b>mm</b>	<b>mm</b>	<b>mm</b>	<b>mm</b>	<b>mm</b>
			25,3995	50,7990	76,1986	101,598	126,998	152,397	177,797
1/32	0,0313	0,7937	26,1932	51,5928	76,9923	102,391	127,791	153,190	178,590
1/16	0,0625	1,5874	26,9870	52,3865	77,7860	103,185	128,585	153,984	179,384
3/32	0,0938	2,3812	27,7807	53,1802	78,5798	103,979	129,378	154,788	180,177
1/8	0,125	3,1749	28,5744	53,9740	79,3735	104,773	130,172	155,572	180,971
5/32	0,1563	3,9686	29,3682	54,7677	80,1672	105,566	130,966	156,365	181,765
3/16	0,1875	4,7624	30,1619	55,5614	80,9610	106,360	131,760	157,159	182,559
7/32	0,2188	5,5561	30,9556	56,3552	81,7547	107,154	132,553	157,953	183,352
1/4	0,25	6,3498	31,7494	57,1489	82,5485	107,948	133,347	158,747	184,146
9/32	0,2813	7,1436	32,5431	57,9426	83,3422	108,741	134,141	159,540	184,940
5/16	0,3125	7,9373	33,3368	58,7364	84,1359	109,535	134,935	160,335	185,734
11/32	0,3438	8,7310	34,1306	59,5301	84,9297	110,329	135,728	161,128	186,527
3/8	0,375	9,5248	34,9243	60,3239	85,7234	111,122	136,522	161,922	187,321
13/32	0,4063	10,3185	35,7180	61,1176	86,5171	111,916	137,316	162,715	188,115
7/16	0,4375	11,1122	36,5118	61,9113	87,3109	112,710	138,109	163,509	188,909
15/32	0,4688	11,9060	37,3055	62,7051	88,1046	113,504	138,903	164,303	189,702
1/2	0,5	12,6997	38,0993	63,4988	88,8983	114,297	139,697	165,097	190,496
17/32	0,5313	13,4934	38,8930	64,2925	89,6921	115,091	140,491	165,890	191,290
9/16	0,5625	14,2872	39,6867	65,0863	90,4858	115,885	141,284	166,684	192,084
19/32	0,5938	15,0809	40,4805	65,8800	91,2795	116,679	142,078	167,478	192,877
5/8	0,625	15,8747	41,2742	66,6737	92,0733	117,472	142,872	168,271	193,671
21/32	0,6563	16,6684	42,0679	67,4675	92,8670	118,266	143,666	169,065	194,465
11/16	0,6875	17,4621	42,8617	68,2612	93,6608	119,060	144,459	169,859	195,258
23/32	0,7188	18,2559	43,6554	69,0549	94,4545	119,854	145,253	170,653	196,052
3/4	0,75	19,0496	44,4491	69,8487	95,2482	120,647	146,047	171,446	196,846
25/32	0,7813	19,8433	45,2429	70,6424	96,0419	121,441	146,841	172,240	197,640
13/16	0,8125	20,6371	46,0366	71,4362	96,8357	122,235	147,634	173,034	198,433
27/32	0,8438	21,4308	46,8303	72,2299	97,6294	123,029	148,428	173,828	199,227
7/8	0,875	22,2245	47,6241	73,0236	98,4232	123,822	149,222	174,621	200,021
29/32	0,9063	23,0183	48,4178	73,8173	99,2169	124,616	150,016	175,415	200,815
15/16	0,9375	23,8120	49,2116	74,6111	100,011	125,410	150,809	176,209	201,608
31/32	0,9688	24,6057	50,0053	75,4048	100,804	126,203	151,603	177,003	202,402



Gänga - nyckelvidd		Thread - A/F size		Gewinde - Schlüsselweite			
							
	mm		mm	UNC	"	SAE	"
M 2	4	M 27	41	1/4	7/16	1/4	7/16
M 2.3	4.5	M 30	46	5/16	1/2	5/16	1/2
M 2.6	5	M 33	50	3/8	9/16	3/8	9/16
M 3	5.5	M 36	55	7/16	11/16	7/16	5/8
M 3.5	6	M 39	60	1/2	3/4	1/2	3/4
M 4	7	M 42	65	9/16	7/8	9/16	7/8
M 5	8	M 45	70	5/8	15/16	5/8	15/16
(M 5-6)	9	M 48	75	3/4	1 1/8	3/4	1 1/16
M 6	10	M 52	80	7/8	1 5/16	7/8	1 1/4
M 7	11	M 56	85	1	1 1/2	1 1/8	1 7/16
M 8	13	M 60	90	1 1/8	1 11/16	1 1/4	1 13/16
(M 8)	14	M 64	95	1 1/4	1 7/8	1 3/8	2
M 10	16	M 68	100	1 3/8	2 1/16	1 1/2	2 3/16
(M 10)	17	M 72	105	1 1/2	2 1/4		
M 12	18	M 76	110	1 3/4	2 5/8		
(M 12)	19	M 80	115	2	3		
M 14	21	M 85	120	2 1/4	3 3/8		
(M 14)	22	M 90	130	2 1/2	3 3/4		
M 16	24	M 95	135				
M 18	27	M 100	145				
M 20	30	M 105	150				
(M 22)	32	M 110	155				
M 22	34	M 115	165				
M 24	36	M 120	170				

### Foot-Pound - Newton-Meter


lbf-ft	0	1	2	3	4	5	6	7	8	9
0		1.4	2.7	4.1	5.4	6.8	8.1	9.5	10.9	12.2
10	13.6	14.9	16.3	17.6	19.0	20.3	21.7	23.1	24.4	25.8
20	27.1	28.5	29.8	31.2	32.5	33.9	35.3	36.6	38.0	39.3
30	40.7	42.0	43.4	44.8	46.1	47.5	48.8	50.2	51.5	52.9
40	54.2	55.6	57.0	58.3	59.7	61.0	62.4	63.7	65.1	66.4
50	67.8	69.2	70.5	71.9	73.2	74.6	75.9	77.3	78.7	80.0
60	81.4	82.7	84.1	85.4	86.8	88.1	89.5	90.9	92.6	93.6
70	94.9	96.3	97.6	99.0	100.3	101.7	103.1	104.4	105.8	107.1
80	108.5	109.8	111.2	112.6	113.9	115.3	116.6	118.0	119.3	120.7
90	122.0	123.4	124.8	126.1	127.5	128.8	130.2	131.5	132.9	134.2
100	135.6	137.0	138.3	139.7	141.0	142.4	143.7	145.1	146.5	147.8

### Newton-Meter - Foot-Pound

Nm	0	1	2	3	4	5	6	7	8	9
0		0.7	1.5	2.2	3.0	3.7	4.4	5.2	5.9	6.6
10	7.4	8.1	8.9	9.6	10.3	11.1	11.8	12.5	13.3	14.0
20	14.8	15.5	16.2	17.0	17.7	18.5	19.2	19.9	20.7	21.4
30	22.1	22.9	23.6	24.4	25.1	25.8	26.6	27.3	28.0	28.8
40	29.5	30.3	31.0	31.7	32.5	33.2	34.0	34.7	35.4	36.2
50	36.9	37.6	38.4	39.1	39.9	40.6	41.3	42.1	42.8	43.5
60	44.3	45.0	45.8	46.5	47.2	48.0	48.7	49.5	50.2	50.9
70	51.7	52.4	53.1	53.9	54.6	55.4	56.3	56.8	57.6	58.3
80	59.0	59.8	60.5	61.2	62.0	62.7	63.5	64.2	64.9	65.7
90	66.4	67.2	67.9	68.6	69.4	71.1	70.9	71.6	72.3	73.1
100	73.8	74.5	75.3	76.0	76.8	77.5	78.2	79.0	79.7	80.4

### Kilopond-Meter - Newton-Meter

kpm	0	1	2	3	4	5	6	7	8	9
0		9.8	19.6	29.4	39.2	49.0	58.8	68.7	78.5	88.3
10	98.1	107.9	117.7	127.5	137.3	147.1	156.9	166.7	176.5	186.3
20	196.1	205.9	215.8	225.6	235.4	245.2	255.0	264.8	274.6	284.4
30	294.2	304.0	313.8	323.6	333.4	343.2	353.0	362.9	372.7	382.5
40	392.3	402.1	411.9	421.7	431.5	441.3	451.1	460.9	470.7	480.5
50	490.3	500.1	510.0	519.8	529.6	539.4	549.2	559.0	568.8	578.6
60	588.4	598.2	608.0	617.8	627.6	637.4	647.2	657.0	666.9	676.7
70	686.5	696.3	706.1	715.9	725.7	735.5	745.3	755.1	764.9	774.7
80	784.5	794.3	804.1	814.0	823.8	833.6	843.4	853.2	863.0	872.8
90	882.6	892.4	902.2	912.0	921.8	931.6	941.4	951.2	961.1	970.9
100	980.7	990.5	1 000.3	1 010.1	1 019.9	1 029.7	1 039.5	1 049.3	1 059.1	1 068.9



Momento tillverkar ett av de bredaste sortimenten av krafthylsor och tillbehör i världen.

Men Momento gör mer än så. Man konstruerar och tillverkar specialverktyg också.

**På följande sidor visas några få exempel på verktyg tillverkade för enskilda kunders speciella behov.**

Momento produce one of the widest ranges of machine-operated sockets and accessories in the world.

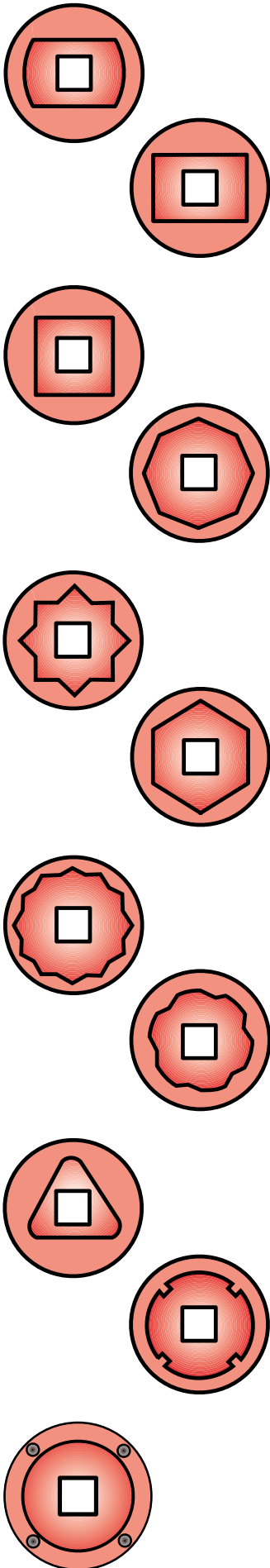
And they do more. They also design and manufacture special tools.

**On the following pages a few specimen of tools manufactured to meet the requirements of individual customers can be seen.**

Momento produziert eines der breitesten Sortimente von maschinenbetriebenen Steckschlüsseinsätzen und Zubehör der Welt.

Doch das ist nicht alles. Momento konstruiert und stellt auch Spezialwerkzeuge her.

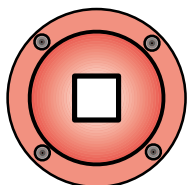
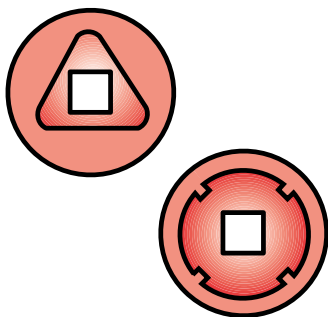
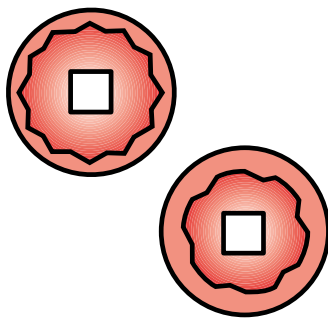
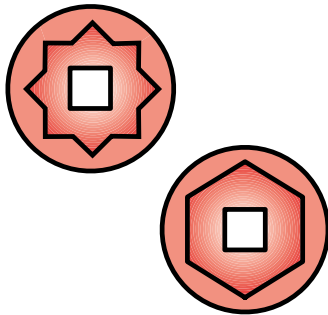
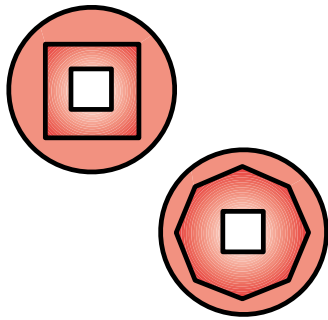
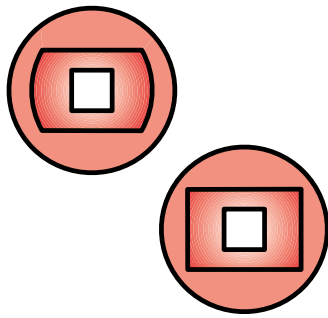
**Auf den folgenden Seiten sehen Sie Beispiele einiger Spezialwerkzeuge, die nach den Wünschen einzelner Kunden hergestellt worden sind.**



Här och på följande sidor visas några få exempel på verktyg tillverkade för enskilda kunders speciella behov.

Here and on the following pages a few specimen of tools manufactured to meet the requirements of individual customers can be seen.

Hier und auf den folgenden Seiten erscheinen Beispiele einiger Spezialwerkzeuge, die nach den Wünschen einzelner Kunden hergestellt worden sind.

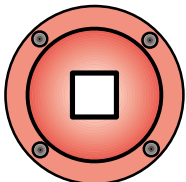
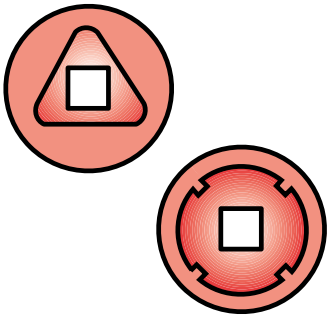
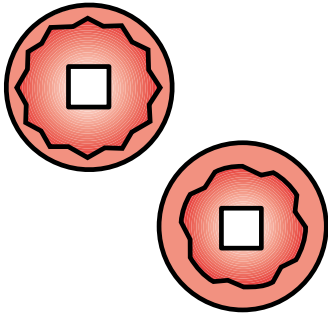
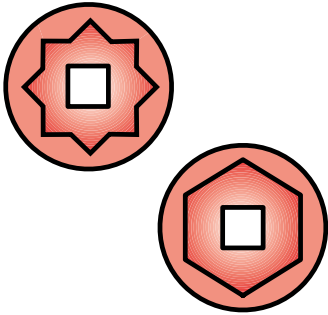
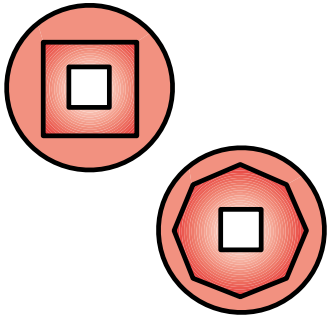
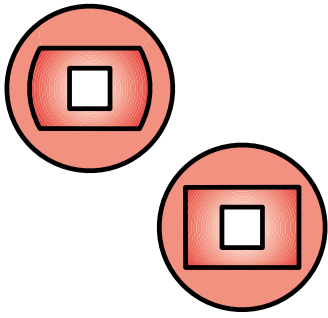


Med hjälp av en skiss eller prov på det som ska monteras konstruerar Momento det lämpligaste verktyget

With the help of a sketch or a sample of the parts to be fitted, Momento will design the tool best suited to the job.

Mit Hilfe einer Skizze oder eines Musters vom zu montierenden Teil konstruiert Momento das am besten geeignete Werkzeug.





Ge inte upp om Du har kommit så här långt i katalogen utan att hitta exakt vad Du vill ha. Kontakta din Momentoförsäljare i stället.

Don't give up if you've got this far in the catalogue without finding exactly what you want. Just get in touch with your Momento dealer instead.

Sollten Sie in diesem Katalog nicht genau das gefundene haben, was für Sie das Richtige ist, wenden Sie sich einfach an Ihren Momento Händler.